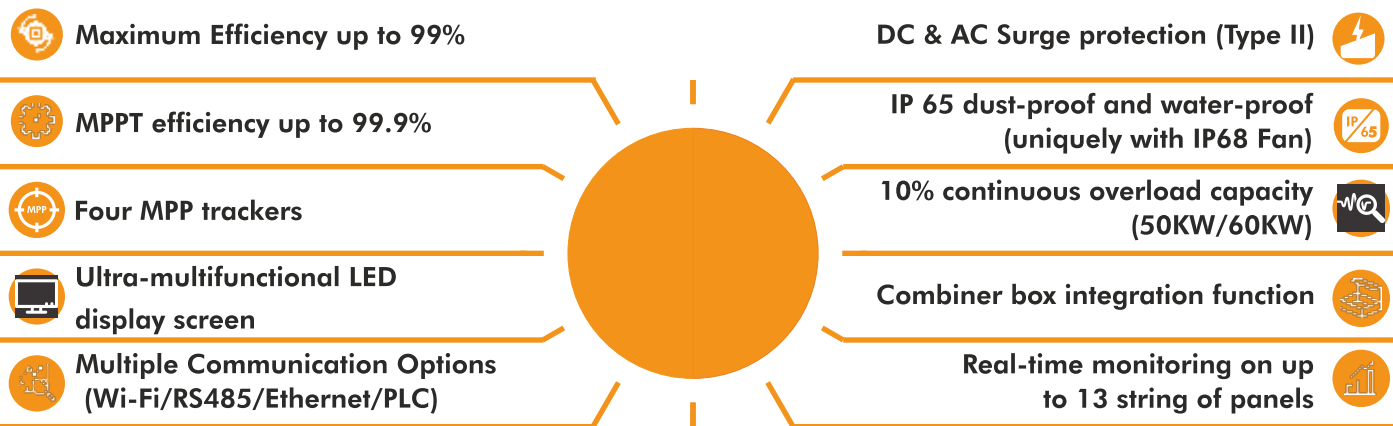


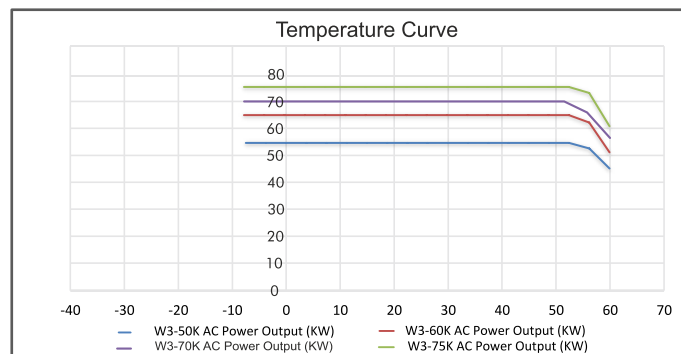
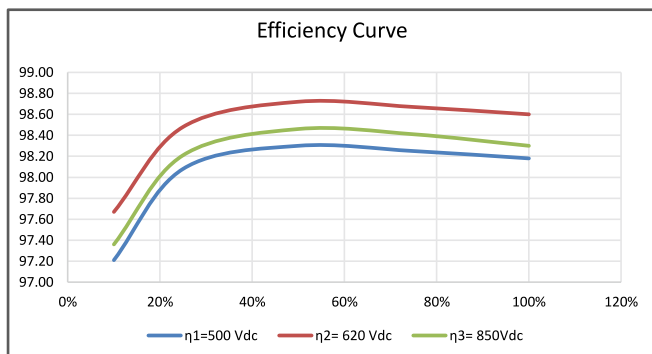
W3 THREE PHASE INVERTER

50 kW TO 75 kW



Model : W3 - 50 kW To 75 kW

Use Efficiency & Temperature curve of W3 - 50 kW To 75 kW



Integrated WiFi Solution
multiple user access and mobile Apps



W3 THREE PHASE INVERTER

50 kW TO 75 kW



Technical Data	W3 - 50 kW	W3 - 60 kW	W3 - 70 kW	W3 - 75 kW
PV String Input Data				
Max. DC Input Power (W)	65000	80000	87500	80000
Max. DC Input Voltage (V)	1000			
MPPT Range (V)	200~800		200~1000	260~850
Start-up Voltage (V)	200			250
MPPT Range for Full Load (V)	520~850	520~850	550~850	550~850
Nominal DC Input Voltage (V)	620		750	750
Max. Input Current (A)	30/30/20/20	30/30/30/30	33/33/33/33	28/28/28/36
Max. Short Current (A)	38/38/25/25	38/38/38/38	41.5/41.5/41.5/41.5	41.5/41.5/41.5/41.5
No. of MPP Trackers	4			
No. of Input Strings per Tracker	3/3/2/2	3/3/3/3	3/3/3/3	3/3/3/4
AC Output Data				
Nominal Output Power (W)	50000	60000	70000	75000
Max. Output Power (W)	55000, 57500@415Vac	66000, 69000@415Vac	77000	75000
Max. Output Apparent Power (VA)	55000, 57500@415Vac	66000, 69000@415Vac	77000	75000
Nominal Output Voltage (V)	400, 3L/N/PE or 3L/PE	400, 3L/N/PE or 3L/PE	500, 3L/PE	480,3L/PE
Max. Output Current (A)	80	96	89	90
Output Power Factor	~1 (Adjustable from 0.8 leading to 0.8 lagging)			
Output THDi (@Nominal Output)	<3%			
Efficiency				
Max. Efficiency	98.70%	98.80%	99.00%	98.8%
Euro Efficiency	98.30%	98.50%	98.40%	98.5%
Protection				
PV String Current Monitoring	Integrated			
Anti-islanding Protection	Integrated			
Input Reverse Polarity Protection	Integrated			
Insulation Resistor Detection	Integrated			
DC fuse	Integrated			
Anti-PID Function for Module	Optional			
DC SPD Protection	Integrated(Type II)			
AC SPD Protection	Integrated(Type II)			
Residual Current Monitoring Unit	Integrated			
Output Over Current Protection	Integrated			
AC Over Current Protection	Integrated			
AC Short Protection	Integrated			
AC Over Voltage Protection	Integrated			
General Data				
Operating Temperature Range (°C)	-30~60			
Relative Humidity	0~100%			
Operating Altitude (m)	≤4000			
Cooling	Fan Cooling			
Display	LCD / WiFi+APP	LCD / WiFi+APP	LED, WiFi+APP, LCD(Optional)	LED, WiFi+APP, LCD(Optional)
Communication	RS485 / WiFi	RS485 or WiFi	RS485 ; WiFi; PLC(optional)	RS485 ; WiFi; PLC(optional)
Weight (kg)	59	64	60	68
Size (Width*Height*Depth mm)	586*788*264	586*788*264	586*788*264	586*915*263
Protection Degree	IP65			
Night Self Consumption (W)	<1			
Topology	Transformerless			
Certifications & Standards				
Grid Regulation	VDE V 0126-1-1, VDE-AR-N 4105 AS/NZS 4777.2, EN50438,G59, IEC61727, IEC62116			
Safety Regulation	EN62109-1&-2			
EMC	EN 6100-6-4, 2007+A1:2011, EN 61000-6-2:2005, EN 61000-3-11:2000, EN 61000-3-12:2011+AC:2013			

**Refer To Waaree's Warranty Document For Terms & Conditions
 *The Specifications Are For The References Purpose Only.
 Waaree Reserves The Right To Change The Specifications Without Prior Notice.