



5BB Multi-crystalline Solar PV Modules – 1000V Series

ASP-7-AAA (AAA=305-335) | 72 Cells | 305-335 Wp

Highlights



More power/m² compared to industry average



Higher specific energy yield (kwh/kwp) due to superior cell + module engineering



Superior performance at NOCT and PCT conditions



Superior low light irradiation performance 200w/m²



5BB modules offer better performance against microcracks compared to 4BB & 3BB modules



Triple EL checking to ensure defect free modules



Reduces installation costs by 2%


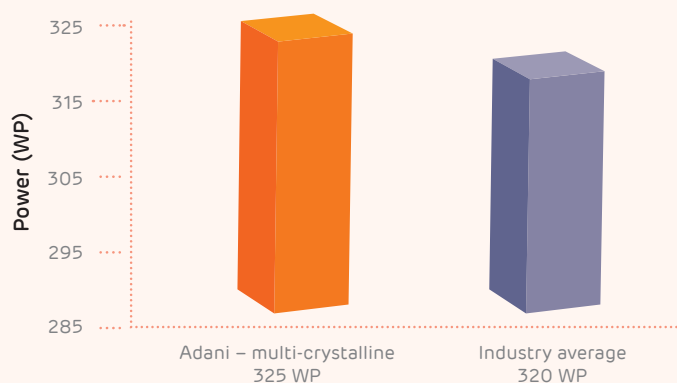
Reduces transport costs by 2%

Reduces land costs by 2%

Reduces BOS costs by 2%

Significant advantages of Adani 5BB multi-crystalline module

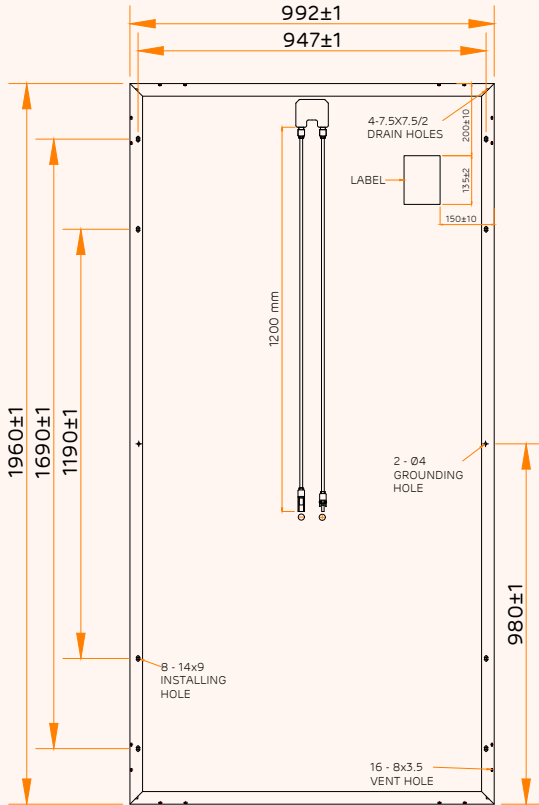
Current-voltage curve



Note: Data is based on the comparison of the Adani-72 cells standard multi (325Wp) with industry's average of 320 Wp module for a scale of 1 MW installation and cost reduction will vary from site to site.

Technical Data

Dimensions in mm



Electrical data – All data measured to STC*

Peak power, (0 ~+ 4.99 Wp) Pmax(Wp)	305	310	315	320	325	330	335
Maximum voltage, Vmpp (V)	35.55	35.99	36.42	36.85	37.29	37.71	38.15
Maximum current, Impp (A)	8.58	8.61	8.65	8.68	8.72	8.75	8.78
Open circuit voltage, Voc (V)	43.79	44.23	44.67	44.97	45.26	46.4	46.5
Short circuit current, Isc (A)	9.09	9.12	9.15	9.18	9.21	9.24	9.27
Module efficiency (%)	15.56	15.81	16.07	16.32	16.58	16.84	17.09

*STC: Irradiance 1000 W/m², cell temperature 25°C, air mass AM1.5 according to EN 60904-3. Average efficiency reduction of 4.5 % at 200 W/m² according to EN 60904-1. Except Pmp, all other parameters have a tolerance of +/-3 %, measurement uncertainty <3 %

Electrical parameters at NOCT

Pmax @ NOCT	223.1	227.5	232	238.4	242.5	246.8	252.1
Vmpp @ NOCT	35.02	35.27	35.31	35.37	35.25	35.41	35.53
Impp @ NOCT	6.37	6.45	6.57	6.74	6.88	6.97	7.10
Voc @ NOCT	41.99	42.22	42.31	42.67	42.77	42.92	43.16
Isc @ NOCT	7.07	7.11	7.22	7.33	7.42	7.50	7.60

*NOCT irradiance 800 W/m², ambient temperature 20°C, wind speed 1 m/sec

Temperature co-efficients (TC) and permissible operating conditions

TC of open circuit voltage (β)	-0.31% /°C
TC of short circuit current (α)	0.069 % /°C
TC of power (γ)	-0.40 % /°C
Maximum system voltage	1000 V (IEC & UL)
NOCT	45°C ± 2°C
Temperature range	-40°C to + 85°C

Mechanical data

Length	1960 mm
Width	992 mm
Height	35 mm/40 mm
Weight	22 Kg (35 mm) / 27 Kg (40mm)
Junction box	IP68
Cable and connectors	1200 mm length cable, MC4 & Amphenol compatible connectors
Application class	Class A (Safety class II)
Superstrate	High transmittance arc glass
Cells	72 multi-crystalline solar cells; 5 bus bars
Cell encapsulation	Superior dielectric strength & PID resistant EVA
Substrate	Tri layer backsheet
Frame	Anodized aluminium frame with twin wall profile
Mechanical load test as per IEC & UL	5400 Pa-front; 2400 Pa-back
Maximum series fuse rating	15 A

Packing information

Container	40'HC
Pallets/Container	24
Pieces/Container	744 (35 mm)/648(40 mm)

Warranty and certifications

Product warranty**

12 years of linear power warranty

Performance guarantee**

Power degradation <- 2.5 % in first year
<- 0.68 % / year in 2-25 years

Approvals and certificates: IEC 61215 Ed2, IEC 61730, IEC 61701, UL 1703, MCS, JET, CEC, CEC-Aus, IEC 62716, IEC 62782, IEC 60068-2-68, IEC 61853, IS14286, IS 61730



*Caution:

Please read safety and installation instructions before using the product.

Note:

- The specifications included in this datasheet are subject to change without notice.
- The electrical data given here is for reference purpose only.
- Please confirm your exact requirements with the sales representative while placing your order. All models sold will be as per MSPVL QAP.

** Warranty:

Please read Adani Solar warranty documents thoroughly.



Share Your Query :