


# ELDORA

HIGH EFFICIENCY SOLAR PV MODULES



ELDORA VSP.72.AAA.03 | POLYCRYSTALLINE SOLAR PV MODULES | 72 CELLS | 300-320 WATT

# ELDORA GRAND SERIES



## HIGHER OUTPUT OF MODULE POWER

by reducing cell to module power loss



## Designed for very HIGH AREA EFFICIENCY

ideally suited for roof-top and ground-mounted applications



## Up to +2.5 Wp POSITIVE POWER OUTPUT TOLERANCE GUARANTEED

ensuring better ROI



Extremely **RELIABLE PRODUCT** suiting all environment conditions



Engineered to provide **EXCELLENT LOW LIGHT RESPONSE**



Extremely **NARROW POWER BINNING TOLERANCE** to reduce current mismatch loss in single string




## QUALITY AND SAFETY

- ◆ 27 years of linear power output warranty \*\*
- ◆ Rigorous quality control meeting the highest international standards
- ◆ 100% EL tested to ensure micro crack free modules
- ◆ Certified for PID resistance\*

- ◆ Certified for salt mist corrosion resistance – severity VI\*
- ◆ Certified for ammonia resistance\*
- ◆ Compatible with K2, HILTI & Schletter structures for short and long side clamping\*
- ◆ 3rd Party PAN file validated by PVEL\*

## APPLICATIONS

- ◆ On-grid large scale utility systems
- ◆ On-grid rooftop residential, commercial and industrial roof top installations
- ◆ Off-grid residential systems
- ◆ Solar pumping applications



# TECHNICAL DATA

## ELDORA GRAND SERIES



THIS DATASHEET IS APPLICABLE FOR: ELDORA VSP.72.AAA.03 (AAA=300-320)

### Electrical Data<sup>1</sup> All Data refers to STC (AM 1.5, 1000 W/m<sup>2</sup>, 25 °C)

Peak Power P <sub>max</sub> (Wp)	300	302.5	305	307.5	310	312.5	315	317.5	320
Maximum Voltage V <sub>mpp</sub> (V)	37.05	37.13	37.2	37.275	37.35	37.43	37.5	37.58	37.65
Maximum Current I <sub>mpp</sub> (A)	8.10	8.15	8.2	8.25	8.3	8.35	8.4	8.45	8.5
Open Circuit Voltage V <sub>oc</sub> (V)	45.58	45.62	45.66	45.69	45.72	45.76	45.8	45.88	45.96
Short Circuit Current I <sub>sc</sub> (A)	8.58	8.64	8.69	8.76	8.81	8.87	8.92	8.98	9.03
Module Efficiency (%)	15.63	15.76	15.89	16.02	16.15	16.28	16.41	16.54	16.67

1) STC: 1000 W/m<sup>2</sup> irradiance, 25°C cell temperature, AM 1.5g spectrum according to EN 60904-3. Average relative efficiency reduction of 5% at 200 W/m<sup>2</sup> according to EN 60904-1.

### Electrical Parameters at NOCT<sup>2</sup>

Power (W)	220.19	221.81	223.70	225.53	227.30	229.13	231.18	232.83	234.61
V@P <sub>max</sub> (V)	33.87	33.92	34	34.1	34.18	34.25	34.35	34.43	34.51
I@P <sub>max</sub> (A)	6.5	6.54	6.58	6.615	6.65	6.69	6.73	6.77	6.80
V <sub>oc</sub> (V)	42.26	42.3	42.34	42.38	42.42	42.46	42.5	42.54	42.58
I <sub>sc</sub> (A)	6.98	7.02	7.06	7.1	7.14	7.18	7.22	7.26	7.30

2) NOCT irradiance 800 W/m<sup>2</sup>, ambient temperature 20°C, wind speed 1 m/sec

### Temperature Coefficients (Tc) permissible operating conditions

Tc of Open Circuit Voltage (β)	- 0.310%/°C
Tc of Short Circuit Current (α)	0.052%/°C
Tc of Power (γ)	-0.409%/°C
Maximum System Voltage	1000 V
NOCT	44°C ± 2°C
Temperature Range	-40°C to + 85°C

### Mechanical Data

Length × Width × Height	1955 mm × 982 mm × 36 mm
Weight	20.5 kg
Junction Box	IP67, 3 bypass diodes
Cable & Connectors	1000 mm length cables, SOLARLOK PV4 connectors (MC4 compatible)
Application Class	Class A (Safety class II)
Superstrate	High transmission low iron tempered glass, AR coated
Cells	72 polycrystalline solar cells, 4 bus bars
Cell Encapsulant	EVA (Ethylene Vinyl Acetate)
Back Sheet	Composite film
Frame	Anodized aluminium frame with twin wall profile
Mechanical Load Test	5400 Pa
Maximum Series Fuse Rating	15 A

### Warranty and Certifications

Product Warranty**	10 years
Performance Warranty**	Linear power warranty for 27 years with 2.5% for 1st year degradation and 0.67% from year 2 to year 27
Approvals and Certificates	IEC 61215 Ed2*, IEC 61730*, IEC 61701*, IEC 62716*, UL1703*, CE*, MCS*, CEC*, PV Cycle*, IEC 62804*, CAN/CSA 61730*, CEC (Australia)*

\* All (\*) certifications under progress.

\*\* Refer to Vikram Solar's warranty document for terms and conditions.

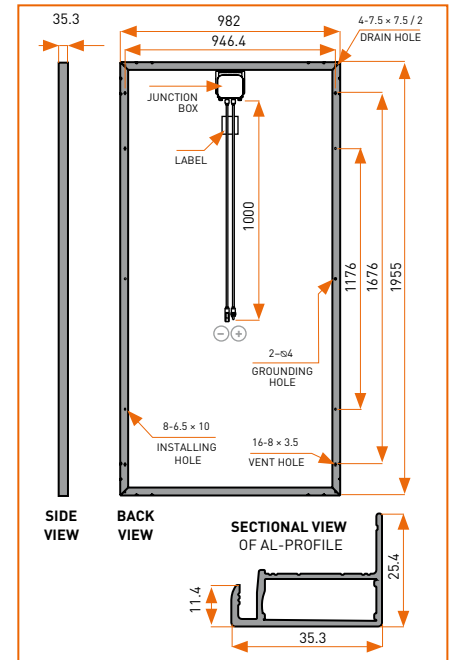
### Share Your Query :

Samaarambh Solar Power Private Limited | Call: +919252389830, +919812406261 | production@solarsebijli.com | web: www.solarsebijli.com

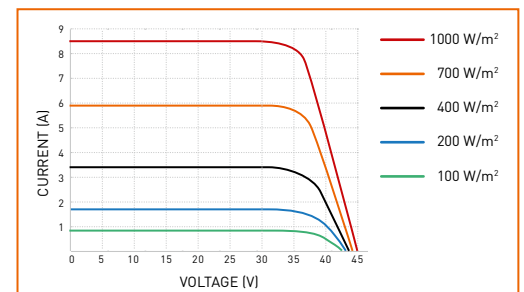
CAUTION: READ SAFETY AND INSTALLATION MANUAL BEFORE USING THE PRODUCT.

Specifications included in this datasheet are subject to change without notice. Electrical data without guarantee. Please confirm your exact requirement with the company representative while placing your order.

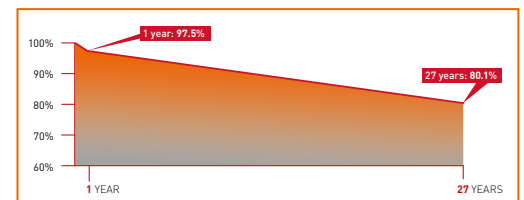
### Dimensions in mm



### IV Curves



### Performance Warranty



### Packaging Information

Quantity/Pallet	28
Pallets/Container (40'HC)	24
Quantity/Container (40'HC)	672