



THE TALLMAX MODULE

TSM-PC14

72 CELL
MULTICRYSTALLINE MODULE

305–315W
POWER OUTPUT RANGE

16.2%
MAXIMUM EFFICIENCY

0/+5W
POSITIVE POWER TOLERANCE

TRINA SOLAR: A STRONG AND RELIABLE PARTNER

As a leading global manufacturer of next generation photovoltaic products, Trina Solar is committed to building mutually beneficial alliances with installers, developers, distributors and technological partners as the backbone of our shared goal to drive Smart Energy Together. Thanks to an extensive sales and service network with local expert teams throughout Europe, Trina Solar is perfectly positioned to support your needs. With Trina Solar as your strong, bankable partner you can rest assured knowing that you've made the right choice.

www.trinasolar.com



Ideal for large scale installations

- High power footprint reduces installation time & BOS costs



One of the industry's most trusted modules

- Field proven performance
- Trina Solar's financial solidity consistently confirmed by banks and investors



Highly reliable due to stringent quality control

- Over 30 in-house tests (UV, TC, HF, and many more)
- In-house testing goes well beyond certification requirements
- PID resistant

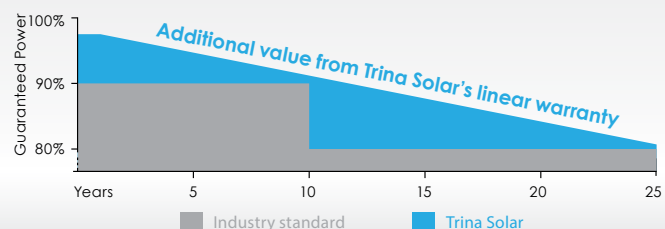


Certified to withstand challenging environmental conditions

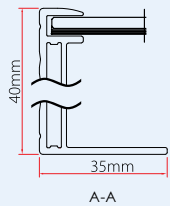
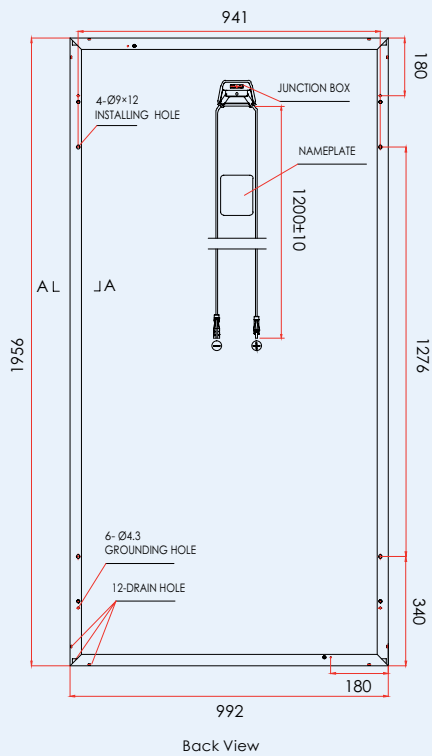
- 2400 Pa wind load
- 5400 Pa snow load
- 25 mm hail stones at 82 km/h
- Ammonia resistance
- Salt mist resistance
- resistance to sand and dust abrasion

LINEAR PERFORMANCE WARRANTY

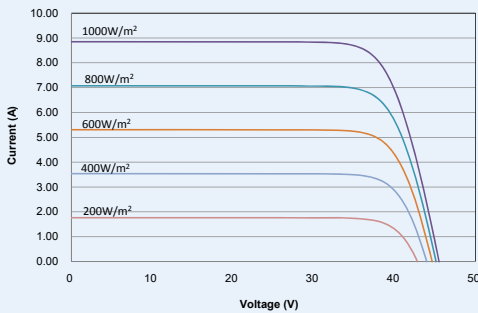
10 Year Product Warranty • 25 Year Linear Power Warranty



DIMENSIONS OF PV MODULE TSM-PC14
(unit:mm)



I-V CURVES OF PV MODULE TSM-310 PC14



CERTIFICATION

IEC61215/EN61215
IEC61730/EN61730
IEC 627162 PtG 1917/05.11
IEC 61701
DIN EN 60068-2-68 LC2
MCS BRE PV0183



ELECTRICAL DATA @ STC	TSM-305 PC14	TSM-310 PC14	TSM-315 PC14
Peak Power Watts- P_{MAX} (Wp)	305	310	315
Power Output Tolerance- P_{MAX} (W)	0/+5	0/+5	0/+5
Maximum Power Voltage- V_{MPP} (V)	36.6	37.0	37.1
Maximum Power Current- I_{MPP} (A)	8.33	8.38	8.51
Open Circuit Voltage- V_{OC} (V)	45.5	45.5	45.6
Short Circuit Current- I_{SC} (A)	8.81	8.85	9.00
Module Efficiency η_m (%)	15.7	16.0	16.2

STC: Irradiance 1000 W/m², Cell Temperature 25°C, Air Mass AM1.5 according to EN 60904-3. Average efficiency reduction of 4.5% at 200 W/m² according to EN 60904-1.

ELECTRICAL DATA @ NOCT	TSM-305 PC14	TSM-310 PC14	TSM-315 PC14
Maximum Power- P_{MAX} (Wp)	227	231	235
Maximum Power Voltage- V_{MPP} (V)	34.0	34.3	34.3
Maximum Power Current- I_{MPP} (A)	6.68	6.72	6.83
Open Circuit Voltage- V_{OC} (V)	42.2	42.2	42.3
Short Circuit Current- I_{SC} (A)	7.11	7.15	7.27

NOCT: Irradiance at 800 W/m², Ambient Temperature 20°C, Wind Speed 1 m/s.

MECHANICAL DATA

Solar cells	Multicrystalline 156 × 156 mm
Cell orientation	72 cells (6 × 12)
Module dimensions	1956 x 992 x 40 mm
Weight	22.5 kg
Glass	High Transparency, Anti-Reflective, AR Coated and Heat Tempered Solar Glass - 3.2 mm
Backsheet	White
Frame	Silver Anodized Aluminium Alloy
J-Box	IP 65 or IP 67 rated
Cables	Photovoltaic Technology cable 4.0 mm ² , 1200 mm
Connector	MC4 Compatible

TEMPERATURE RATINGS

Nominal Operating Cell Temperature (NOCT)	45°C (±2°K)
Temperature Coefficient of P_{MAX}	- 0.41%/K
Temperature Coefficient of V_{OC}	- 0.32%/K
Temperature Coefficient of I_{SC}	0.05%/K

MAXIMUM RATINGS

Operational Temperature	-40~+85°C
Maximum System Voltage	1000 V DC (IEC)
Max Series Fuse Rating	15 A
Mechanical Load	5400 Pa
Wind Load	2400 Pa

WARRANTY

10 year workmanship warranty
25 year linear performance warranty
(Please refer to product warranty for details)

PACKAGING CONFIGURATION

Modules per box:	26 pieces
Modules per 40' container:	572 pieces

Share Your Query :
Samaarambh Solar Power Private Limited
Call: +919252389830,+919812406261
info@samaarambh.com
production@solarsebijli.com
website: www.solarsebijli.com



TSM_EN-2015_B